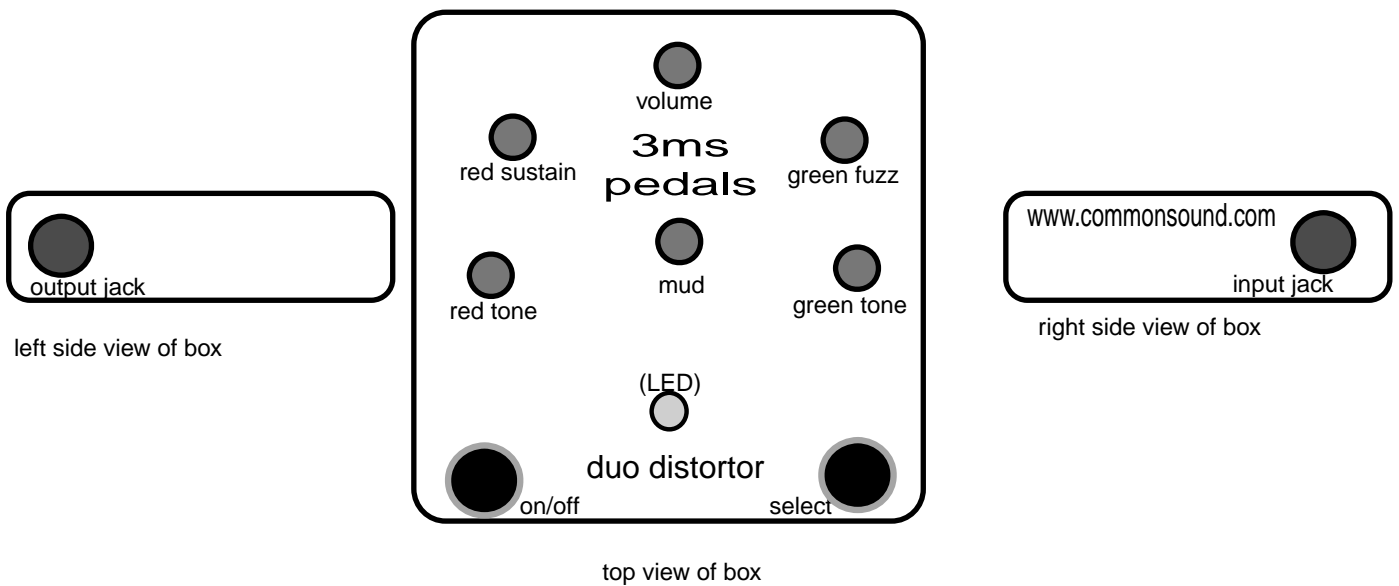






Jun 22, 2001



Filled circles indicate holes to drill for putting pots/switches/jacks/LEDclips etc into

-  Use 1/4" bit for LED
-  Use 5/16" bit for pots
-  Use 3/8" bit for jacks
-  Use 1/2" bit for on/off switch

Drill a small (5/32" or less) pilot hole, or make a dent with a center punch before drilling larger holes